

TEST MENU

- Available
- In Development

Tumor

- CEA
- AFP
- CA125
- CA15-3
- CA19-9
- tPSA*
- fPSA*
- HE4
- CYFRA21-1
- CA72-4
- PG I
- PG II
- G-17
- CA50
- CA242
- SCC
- NSE
- ProGRP

Thrombus

- D-dimer
- TM
- TAT
- FDP
- PIC
- t-PAIC

Anemia

- VB12
- Folate
- Ferritin

Fertility

- AMH[△]
- Progesterone
- Testosterone
- Prolactin
- LH
- E2
- FSH
- β-HCG
- Inhibin B
- fTesto
- DHEA-S

Cardiac

- cTnI*
- hs cTnI*
- CK-MB*
- MYO*
- BNP
- NT-proBNP[△]
- H-FABP
- ST2
- hs cTnT*

Inflammation

- PCT[△]
- IL-6
- CRP

Infectious Disease

- Dengue NS1 Ag
- Dengue IgG
- Dengue IgM
- HIV Ag/Ab
- HBsAg
- Anti-HCV
- Anti-TP

Bone Metabolism

- 25-OH Vitamin D Total
- PTH

Immunoglobulins

- IgE
- IgM
- IgG
- IgA

Autoimmune

- ANA
- ASO
- RF
- Anti-CCP
- DsDNA IgG
- Anti-SSA/Ro Antibodies
- Ant-SSB/La Antibodies
- Anti-APS Ab

TORCH

- Toxo IgG
- Toxo IgM
- Rubella IgG
- Rubella IgM
- CMV IgG
- CMV IgM
- HSV-1 IgG
- HSV-1 IgM
- HSV-2 IgG
- HSV-2 IgM

Thyroid

- TSH*
- TT3*
- TT4
- FT3*
- FT4
- Tg
- Anti-Tg
- Anti-TPO
- TRAb

DIABETES

- Insulin
- C-Peptide

Others

- S100β
- Cortisol
- ACTH

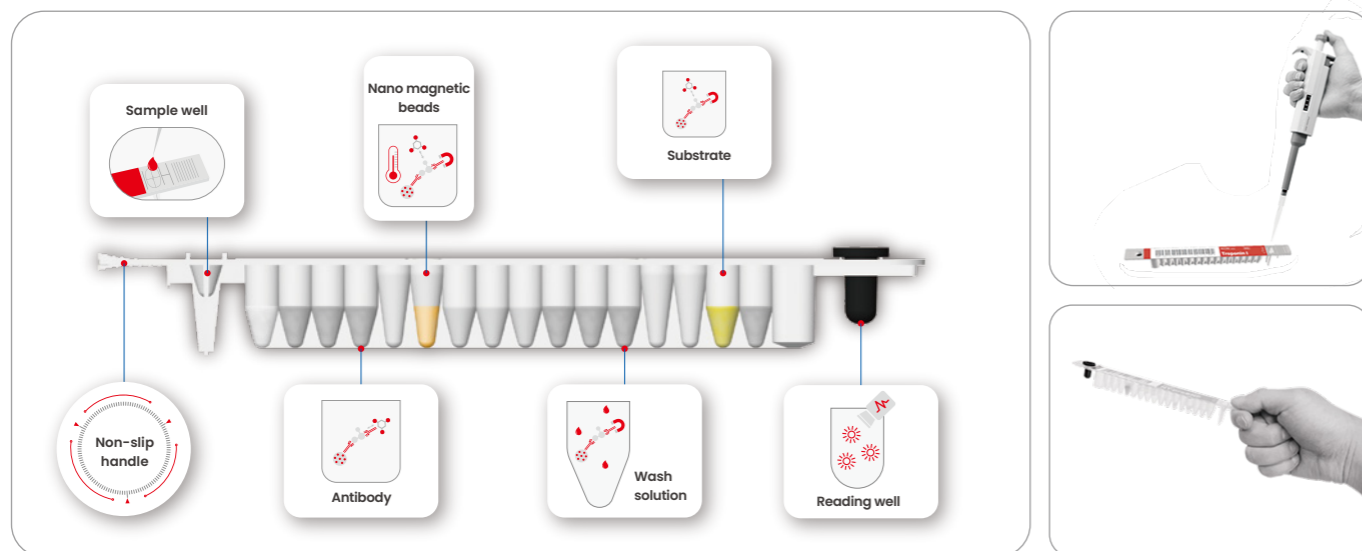
*Adapt to Randox quality control
[△]Adapt to Bio-Rad quality control
 Others are in progress



Accre 8

AUTOMATIC CHEMILUMINESCENCE
 IMMUNOASSAY (CLIA) SYSTEM





EXCELLENT AS CLIA

- ALP-APS-5 chemiluminescence
- Excellent reagent performance
- Nano magnetic particles for separation
- Broad menu with featured items
- Reliable calibration and quality control system

EASY AS POCT

- Mono-test cartridge, ready-to-use
- Avoid cross-contamination
- Short turnaround time (TAT)
- All-in-one design, no consumables and extra cost
- Built-in scanner reads reagent information automatically

ASSAY PROCEDURE



1 Incubation

Precise temperature (37°C or 98.6°F) control



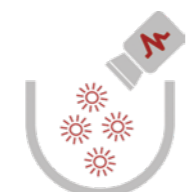
2 Separation

Nano-size magnetic particles for complete separation



3 Reaction

ALP (alkaline phosphatase)-catalyzed CLIA reaction



4 Reading

Ultra-sensitive PMT for signal capture

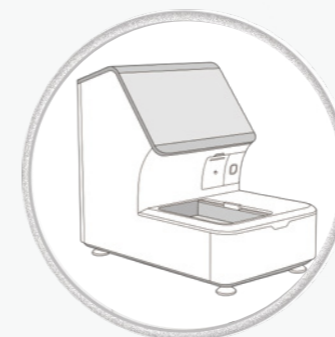
ACCURATE

CONVENIENT

CONSISTENT

RAPID

ECONOMICAL



Space-saving

- Mini size bench-top analyzer
- Only 42 kg of weight



Ease of use

- 15.6-inch touch screen
- Delicate ergonomic design



Compact Machine Design

- No liquid path inside
- Innovative integrated design of magnetic separation and pipetting system
- Simplified mechanical movement design



System

Bench-top CLIA analyzer

Methodology

Chemiluminescence Immunoassay (CLIA)

Dimension

500 mm*370 mm*600 mm

Weight

42 kg

Throughput

Up to 36 tests/hour

Result

10 mins for the first result

Mode

Batch mode

Operation

15.6-inch touch screen, 24 hours standby

Channel

6 channels

Sample Type

Whole blood/Serum/Plasma

Maintenance

600 days MTBF^①, no consumable needed for maintenance

Accessories

Built-in thermal printer and barcode scanner

Data Connection

LIS/HIS connection RS232, USB, Internet connection

① MTBF: Mean Time Between Failure